




Innovative tools & technology
creating your custom seating solutions.



pin·dot[®]

Custom
Seating

PinDot[®] 800.451.3553

Custom seating solutions personalized for the most challenging clients.

PinDot® series cushions offer personalized seating solutions for the most challenging clients when other off-the-shelf products will just not accomplish your seating needs. Both the Silhouette® cushions and the ContourU® systems represent state-of-the-art technology and computer-assisted manufacturing to produce custom contoured seat and back cushions for precise support and excellent stability.



Silhouette seat and back.

PinDot® Silhouette®

These custom-contoured seat and back cushions provide even weight distribution and good shock absorbency, as well as unmatched pressure reduction and stability. Comfort and sitting tolerance are increased due to maximized contact over the entire seating surface.

FEATURES

- User simulation creates optimal product contouring for positioning and balance within the wheelchair frame
- Precise, custom-carved polyurethane foam in soft, firm or new extra firm provides exceptional pressure redistribution and positioning, even for users with orthopedic asymmetries
- Our unique Kwik-Fit mounting with interfacing hardware allows for easy depth and angle adjustment of the Silhouette back cushion
- Moisture-proof coating seals and protects the foam from moisture and allows the cushions to be easily wiped clean
- Optional inner cover is moisture-proof and anti-microbial for additional foam protection
- Outer covering options include Polartek® fleece, stretch Lycra®, and water-resistant Darlexx®, and any Freedom Designs fabrics. (new!)
- Cushion sizes available from 8" to 26" in length & width (expanded sizes!)
- Three thickness choices available - 4", 5" and 7"
- Very lightweight and low maintenance
- Several accessories and modifications are available to meet each client's need




Seat with Leg length discrepancy.



Back with I-cutout.



Kwik-Fit back mounting hardware.



SeatMaker® II software.



Yes, you can.®

PinDot® Shape Sensor

The PinDot Shape Sensor base frame is available with a digitizing seat and back sensor module used to create Silhouette cushions, or seat and back molding attachments that allow you to create cushions using the ContourU system. Digitizer and molding components are interchangeable on the Shape Sensor base frame, allowing multiple combinations. The Silhouette sensor module is a direct measuring device that allows you to capture the shape of your client and prints that shape onto a data form. All Silhouette cushions are carved from the data recorded on the data form. The ContourU molding attachments allow you to shape the molding bag to simulate the optimal shape of the cushion for each individual. The shape is then captured and sent to Invacare for fabrication of your ContourU system cushions.



ShapeSensor frame with seat and back digitizer for Silhouette® cushions.



ShapeSensor frame with molding attachments for ContourU® system cushions.

New! You can now digitize electronically, use plaster, or foam-in-place.

FEATURES

- Designed to be durable and reliable
- Transportable, allowing custom seating product orders from remote locations
- The base frame has sturdy 8" wheels and 5" rotational casters and locks
- Adjustable seat depth, seat-to-back angle and tilt-in-space adjustment to provide accurate simulation
- Armrests and footrests are adjustable and removable
- Optional SeatMaker II software allows the clinician to visualize and modify the three-dimensional shape of the Silhouette cushions on a computer

Note: You can now design Silhouette cushions yourself with this software.

Shape Sensor Specifications

Frame	50 lb.
Back Sensor Module	68 lb.
Seat Sensor Module	46 lb.
Back Molding Bag	Filled 60 lb.
Seat Molding Bag	Filled 60 lb.
Seat-to-Back Angle Adjustment	80° - 110°
Tilt-in-Space Adjustment	0° - 20°
Seat-to-Floor Height	23.5"
Fully Assembled	30.5" w x 48" l x 57" h

The PinDot® Skribbl'r™ Digitizing System



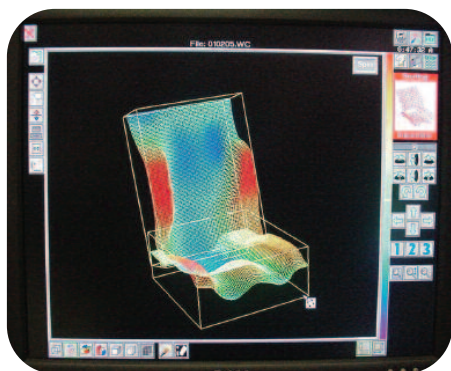
PinDot® Skribbl'r™

The PinDot Skribbl'r is the most accurate and efficient digitizing system in the field today. Because of its ease of use, it reduces the cycle time required to build a seating system in half. The specially designed software allows the user to cross lines or "scribble", producing high-definition results, while dramatically reducing "reworks" common with other digitizers. It is portable and lightweight and the user friendly software is easy to set up and calibrate. The PinDot Skribbl'r produces no electro-magnetic interferences making it safe around pacemakers. Eliminate the time spent making plaster or foam casts, and then packing and shipping them by using the PinDot Skribbl'r and the PinDot Shape Sensor.



FEATURES

- FAST & EASY
- MORE ACCURATE
- COST EFFICIENT
- UNIVERSAL COMPATIBILITY



ContourU® software.

PinDot

www.invacare.com

USA

899 Cleveland Street
Elyria, Ohio 44036
(800) 451-3553

Canada

570 Matheson Blvd. E.
Unit 8
Mississauga, Ontario
L4Z 4G4 Canada
(800) 668-5324

Invacare, PinDot, SeatMaker, ContourU, Tarsys, Silhouette and Yes, you can. are registered trademarks and Skribbl'r is a trademark of Invacare Corporation. Darlexx is a registered trademark of Darlington Fabrics Corporation. Lycra is a registered trademark of E. I. du Pont de Nemours and Company. PolarTek is a registered trademark of Ads Properties Corp. Windows is a trademark of MicroSoft Corporation. Specifications are subject to change without notification.

© 2006

Invacare Corporation

Form No. 01-322

Rev. 12/06



800.451.3553