



# Freedom SP3 Mini™

Designed to grow with you!



- Lightweight Manual Folding or Rigid Wheelchair
- Provides Growth Capability 10" - 18" Wide
- Hub Lock or Conventional Wheel Lock
- Hub Lock Lever Mounted Anywhere on Frame
- Available Standard or Reverse Configurations



More than mobility products,  
we make a difference  
one client at a time.

#### **Safety**

WC-19 crash tested.

#### **Seating**

Sling upholstery or custom solid seating.

#### **Drives**

Standard or reverse wheel configuration.

#### **Frames**

Choice of rigid or folding frame.

#### **Versatility**

Built-in growth capabilities



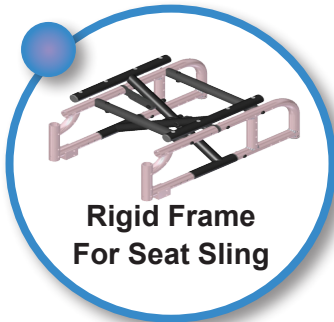
# Freedom SP3 Mini™



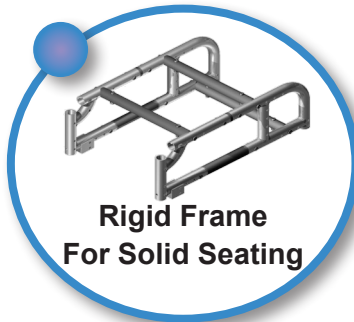
**Reverse Wheel Configuration**



**Standard Wheel Configuration**



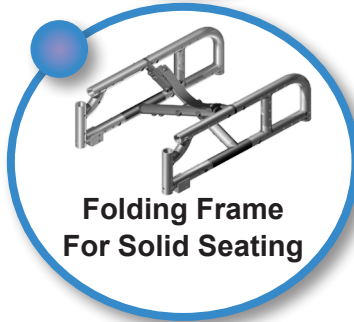
**Rigid Frame For Seat Sling**



**Rigid Frame For Solid Seating**



**Folding Frame For Seat Sling**



**Folding Frame For Solid Seating**

## Specifications

**Frame Style**  
Rigid or Folding frame

**Frame Widths**  
10" - 18"

**Frame Depths**  
Short 9" - 12"  
Long 11" - 14"

**Seat Depths**  
9" - 14"

**Back Height**  
Short: 19"  
Medium: 23"  
Tall: 26"

**Sling Back Height**  
10" - 18"

**Rider Weight Limit**  
250 lbs

**Caster Sizes**  
3", 4", 5", 6"

**Wheel Sizes**  
12", 16", 18", 20"

**Hanger Options**  
Pop up removable:  
75° and 90°

Latch Style Swing  
Away 75° and 90°

**Transport Option**  
Available with FDI  
WC19 approved  
seating

**Configurations**  
Standard or  
Reverse

**Frame Weight**  
23 lbs

\*Low Seat To Floor  
Options

2241 N. Madera Rd. Simi Valley, CA 93065  
Phone: 800-331-8551 • Fax: 888-582-1509  
Email: CustomerService@freedomdesigns.com