



# TriPod™ LT



## Adult Manual Wheelchair Transport Package Optional



2241 N. Madera Road Simi Valley, CA 93065 Phone: (800) 331-8551 Fax (888) 582-1509 www.freedomdesigns.com

<b>Bill to:</b>	Date: _____ PO#: _____	<b>Ship to:</b>	Company: _____
	Company: _____		Address: _____
	Buyer: _____		City: _____ State: _____ Zip: _____
	Marked For: _____		Phone: _____

Description	Part No.	Retail	Description	Part No.	Retail
-------------	----------	--------	-------------	----------	--------

Frame Type		
<input type="radio"/> <b>TriPod LT (Rigid)</b> (K0005)	LATP-30270	<b>\$2315</b>
<b>Front Frame Configuration</b>		
<input type="radio"/> <b>75 Degree Straight</b>	LATP-30332	n/c
		
<input type="radio"/> <b>90 Degree Straight</b>	LATP-30330	n/c
		

Transport Option		
<input type="radio"/> <b>Transport Package</b>	LATP-99999	<b>\$150</b>
<small>Available with FDI WC19 approved seating or on frame only.</small>		
<input type="radio"/> <b>No Transport Package</b>	LATP-99999-1	n/c

Frame & Axle Colors—Powder Coated	
<input type="radio"/> Black	<input type="radio"/> Pacific Blue
<input type="radio"/> Blizzard Blue	<input type="radio"/> Passion Purple
<input type="radio"/> Blue Blast	<input type="radio"/> Pink Parfait
<input type="radio"/> Blue Stardust	<input type="radio"/> Really Red
<input type="radio"/> Cosmic Purple	<input type="radio"/> Red Sunset
<input type="radio"/> Extreme Green	<input type="radio"/> Sparkle Green
<input type="radio"/> Mystic Teal	<input type="radio"/> Twilight
<input type="radio"/> Octane Orange	<input type="radio"/> Yellow
<b>Axle Colors</b>	
<input type="radio"/> Black	<input type="radio"/> Yellow
<input type="radio"/> Same as Frame	

Frame Width		
<u>Specify Frame Width:</u>		
<input type="radio"/> <b>12" Wide</b>	LATP-30220	n/c
<input type="radio"/> <b>14" Wide</b>	LATP-30240	n/c
<input type="radio"/> <b>16" Wide</b>	LATP-30260	n/c
<input type="radio"/> <b>18" Wide</b>	LATP-30280	n/c

Frame Length			
<u>Specify Frame Length:</u>			
<input type="radio"/> <b>Small (11" - 13")</b>	LATP-30507		n/c
<b>Set-up Depth:</b>			
<input type="radio"/> <b>11" Deep</b>	LATP-11		n/c
<input type="radio"/> <b>12" Deep</b>	LATP-12		n/c
<input type="radio"/> <b>13" Deep</b>	LATP-13		n/c
<input type="radio"/> <b>Medium (12" - 15")</b>	LATP-30508		n/c
<b>Set-up Depth:</b>			
<input type="radio"/> <b>12" Deep</b>	LATP-12		n/c
<input type="radio"/> <b>13" Deep</b>	LATP-13		n/c
<input type="radio"/> <b>14" Deep</b>	LATP-14		n/c
<input type="radio"/> <b>15" Deep</b>	LATP-15		n/c
<input type="radio"/> <b>Long (15" - 18")</b>	LATP-30510		n/c
<b>Set-up Depth:</b>			
<input type="radio"/> <b>15" Deep</b>	LATP-15		n/c
<input type="radio"/> <b>16" Deep</b>	LATP-16		n/c
<input type="radio"/> <b>17" Deep</b>	LATP-17		n/c
<input type="radio"/> <b>18" Deep</b>	LATP-18		n/c
<small>Shorter seat depth may be achieved through seating system. Seat depth indicates back cane placement.</small>			

Seating Options			
<input type="radio"/> <b>Omit Seat Pan or Sling</b>	LATP-39011		n/c
<input type="radio"/> <b>Seat Pan - Fixed</b>	LATP-39010		<b>\$100</b>
<input type="radio"/> <b>Seat Pan w/EZ Lite</b>	LATP-39013		<b>\$150</b>
<input type="radio"/> <b>Seat Sling</b>	LATP-39012		n/c
<u>Specify Sling Length:</u> <small>Front of seat rail to back upholstery.</small>			
<b>Seat Sling Length:</b>			
<input type="radio"/> <b>11" Deep</b>	LATP-30501		n/c
<input type="radio"/> <b>12" Deep</b>	LATP-30502		n/c
<input type="radio"/> <b>13" Deep</b>	LATP-30503		n/c
<input type="radio"/> <b>14" Deep</b>	LATP-30504		n/c
<input type="radio"/> <b>15" Deep</b>	LATP-30505		n/c
<input type="radio"/> <b>16" Deep</b>	LATP-30506		n/c
<input type="radio"/> <b>17" Deep</b>	LATP-30537		n/c
<input type="radio"/> <b>18" Deep</b>	LATP-30538		n/c

Cushions			
<input type="radio"/> <b>1" Cushion</b>	LATP-39003		<b>\$ 85</b>
<input type="radio"/> <b>2" Cushion</b>	LATP-39007		<b>\$ 95</b>
<small>Includes 4# foam &amp; black knit cover.</small>			

Date: \_\_\_\_\_ PO#: \_\_\_\_\_

Marked For: \_\_\_\_\_

Description	Part No.	Retail	Description	Part No.	Retail
-------------	----------	--------	-------------	----------	--------

**Back Posts / Push Handles  
Hand Grip Bend Options**

- Straight** - No push handles  
With fold over sling back  
LATP-30600 **n/c**
- Specify height from rear seat rail to top of straight cane:
- 10" High** LATP-30610 **n/c**
  - 11" High** LATP-30611 **n/c**
  - 12" High** LATP-30612 **n/c**
  - 13" High** LATP-30613 **n/c**
  - 14" High** LATP-30614 **n/c**
  - 15" High** LATP-30615 **n/c**
- 3/4" Telescoping Push Handles** LATP-30616 **\$175**  
(10" - 16") These are push handles only.  
Back upholstery does not attach to telescoping handles.  
For use with straight back posts only.



Traditional Push Handle



Ergo Push Handle

- Traditional Bend Push Handles** LATP-30518 **n/c**
- Ergo Bend Push Handles** LATP-30519 **n/c**

- Specify height from rear seat rail to top of bend on cane:
- Short (19" High)** LATP-30515 **n/c**
  - Medium (23" High)** LATP-30514 **n/c**
  - Tall (26" High)** LATP-30516 **n/c**
  - Push Handle Extension Quick Release** LATP-30517 **\$100**
  - 1 Piece Push Handle Ext. Quick Release** LATP-30526 **\$125**
  - One Piece Push Button Angle Adjustable Stroller Handle** LATP-30527 **\$175**  
Available on chairs 14"W and up.

Back canes can achieve an additional height of 6.5" when either quick release push handle extensions are ordered.

**Sling Backs**

- Omit Sling Back** LATP-39005 **n/c**
- Sling Back** LATP-39015 **n/c**
- Tension Adjustable Back** LATP-30008 **\$231**  
Back upholstery height must be chosen when ordering sling or tension adjustable back upholstery.

Specify Sling Back Height:  
Top of seat to top of back upholstery.

- 10" High** LATP-30910 **n/c**
- 11" High** LATP-30911 **n/c**
- 12" High** LATP-30912 **n/c**
- 13" High** LATP-30913 **n/c**
- 14" High** LATP-30914 **n/c**
- 15" High** LATP-30915 **n/c**
- 16" High** LATP-30916 **n/c**
- 17" High** LATP-30917 **n/c**
- 18" High** LATP-30918 **n/c**


**Footrest Options**

- Angle Adjustable, Flip-Up Footboard** LATP-36028 **\$125**  
(K0040)  
Adjustable leg length from 3 1/2" - 12".  
Flip up footboard available with straight (non taper) frames only.
- Individual Flip Up/Angle Adjustable Footplates** (K0040) LATP-36030 **\$105**
- Composite Individual Flip Up Footplates** LATP-36031 **n/c**  
Adjustable leg length from 4.5" - 6.5".  
All measurements are without cushions.



Angle Adjustable Flip Up Footplate

Flip Up Footboard



**Casters**



- Omit Casters Wheels** LATP-34333 **n/c**
- 3" Poly Casters** LATP-34888 **\$ 55**
- 3" Light Up Casters** LATP-34111 **\$ 55**
- 4" Poly Casters** LATP-40000 **\$ 65**
- 4" Light Up Casters** LATP-41000 **\$ 99**
- 5" Poly Casters** LATP-34555 **n/c**
- 5" x 1.5" Poly Casters** LATP-34222 **\$ 65**
- 6" Poly Casters** LATP-34666 **n/c**
- 6" x 1.5" Poly Casters** LATP-34999 **\$ 85**
- 6" Pneuematic Casters** LATP-34667 **\$ 75**

**Center Wheel Camber Angle**

- 0 Degrees** LATP-31010 **n/c**
- 3 Degrees** LATP-31011 **n/c**
- 6 Degrees** LATP-31012 **n/c**

Date: \_\_\_\_\_ PO#: \_\_\_\_\_

Marked For: \_\_\_\_\_

Description	Part No.	Retail	Description	Part No.	Retail
-------------	----------	--------	-------------	----------	--------

### Rear Wheels & Wheel Accessories

Patented double lock axle receiver included at no charge.

- Omit Wheels & Axles** L ATP-31524 **(\$55)**



**Mag Wheels**

- 20" Pneumatic Mag** L ATP-31527 **n/c**  
Only available with 3" casters.
- 22" Pneumatic Mag** L ATP-31528 **n/c**
- 24" Pneumatic Mag** L ATP-31529 **n/c**

Aluminum handrims are standard on 20", 22" & 24" wheels.

To omit handrims, please check below.

24" wheels are not available with small frame small lengths.



**Spoke Wheels**

- 20" Pneumatic Spoke** L ATP-31540 **\$200**  
Only available with 3" casters.
- 22" Pneumatic Spoke** L ATP-31541 **\$200**
- 24" Pneumatic Spoke** L ATP-31542 **\$200**

Aluminum handrims are included on 20", 22" & 24" wheels.

To omit handrims, please check below.

Plastic coated handrims are not available with spoke wheels.

24" wheels are not available with small frame lengths.

Spoke wheels are not available with hub locks.

### Wheel Accessories

- Omit Handrims** L ATP-31006 **(\$15)**
- Plastic Coated Handrims (pr.)** L ATP-31005 **\$117**  
Plastic coated handrims are not available with spoke wheels
- Natural Fit Handrims**  
Please contact your customer service representative for details.
- Airless Inserts (pr.)** (E2213) L ATP-31000 **\$ 75**  
For pneumatic tires only.

### Wheel Locks

Choose type of lock - either standard or hub locks.

Specify lever type:

- Push to Lock\*** L ATP-31501 **n/c**
- Pull to Lock\*** L ATP-31506 **n/c**
- Wheel Lock Handle Ext.** (E0961) L ATP-31801 **\$ 60**



\*If both wheel locks and hub locks are ordered, an "off-chair" charge will be applied.

**OR**

### Hub Locks

(Not available with spoke wheels)

Specify lever location on frame:

Determines cable length and location of engagement lever for client access.

- Front Frame** L ATP-31509 **n/c**
- Middle Frame** L ATP-31510 **n/c**
- Rear Frame** L ATP-31511 **n/c**
- Back Canes** L ATP-31512 **n/c**

### Armrests—Back Cane Mount

- Omit Flip Back Armrest** L ATP-38209 **(\$20)**

#### Back Cane Mount

- Flip Back Armrest—13" Long** L ATP-38204 **n/c**
- Flip Back Armrest—16" Long** L ATP-38202 **n/c**
- Locking Flip Back Armrest—13" Long** (E0973) L ATP-38201 **\$235**
- Locking Flip Back Armrest—16" Long** (E0973) L ATP-38200 **\$235**
- Flip Back Armrests—Telescoping** L ATP-38208 **\$100**
- Locking Flip Back Armrests—Telescoping** L ATP-38207 **\$260**

#### Frame Mount

- Height Adjustable Padded Armrests** (E0973) L ATP-38203 **\$235**  
Not available with sling or seat pan.



Flip Back Armrest



Height Adjustable Padded Armrest



Locking Flip Back Armrest

- Desk Length Flat Armrest Pad** L ATP-38213 **n/c**
- Full Length Flat Armrest Pad** L ATP-38214 **n/c**  
Only available on 16" armrests.
- Seat Rail to Top of Armrest** \_\_\_\_\_ **Inches**

Date: \_\_\_\_\_ PO#: \_\_\_\_\_

Marked For: \_\_\_\_\_

Description	Part No.	Retail	Description	Part No.	Retail
-------------	----------	--------	-------------	----------	--------

Accessories		
<input type="checkbox"/> <b>Medical Necessities Bag</b>	LATP-23207	<b>\$ 67</b>
<input type="checkbox"/> <b>Back Pack</b> (black only)	LATP-TFBP	<b>\$ 55</b>
<input type="checkbox"/> <b>Clothing Guards</b> (fabric)	LATP-CGF	<b>\$120</b>
<input type="checkbox"/> <b>Clothing Guards</b> (Quick Release - rigid)	LATP-CGR	<b>\$120</b>
<input type="checkbox"/> <b>Spoke Guards</b>	LATP-SG	<b>\$ 90</b>

**\*Positioning Belts (E0978)**

<b>Streamline - Two Point Padded</b>		
<input type="checkbox"/> <b>Center Pull - Metal Push Button Buckle</b>	SB-3332	<b>\$ 88</b>
<input type="checkbox"/> <b>Center Pull - Metal Push Button with 1" Buckle &amp; .75" Webbing</b>	SB-3332-1	<b>\$ 88</b>
<input type="checkbox"/> <b>Center Pull - EZ Release Push Button Buckle</b>	SB-3334	<b>\$ 88</b>
<b>Streamline - Non-Padded</b>		
<input type="checkbox"/> <b>Center Pull - Metal Push Button Buckle</b>	SB-3410	<b>\$ 29</b>
<b>Hipster - Two Point Padded</b>		
<input type="checkbox"/> <b>Center Pull - Metal Push Button Buckle</b>	HIP-3002	<b>\$109</b>
<input type="checkbox"/> <b>Center Pull - EZ Release Push Button Buckle</b>	HIP-3004	<b>\$109</b>
<b>Hipster - Non-Padded</b>		
<input type="checkbox"/> <b>Center Pull - Metal Push Button</b>	HIP-3021	<b>\$ 50</b>
<input type="checkbox"/> <b>Center Pull - Metal Push Button with 1" Buckle &amp; .75" Webbing</b>	HIP-3021-1	<b>\$ 50</b>

\*Many other belts are available—those shown above include some of our most popular. Ask your customer service representative about additional styles.

Wheel & Caster Matrix			
Wheel Size	Caster Size	Floor to Front of Seat Rail	Arc Over Rail
20"	4"	14.75"	7"
22"	4"	15.75"	7"
24"	4"	16"	8"
20"	5"	16.25"	7"
22"	5"	17.25"	7"
24"	5"	17.5"	8"
20"	6"	16.5"	7"
22"	6"	17.75"	7"
24"	6"	18"	8"

**Maximum Rider Weight—200 lbs.**

Frame weight approximately 16.5 lbs.

**Notes:**